

for Chocking Between Steel & Concrete

Technical Bulletin # 665B

Bulletin Description

The purpose of the hardener in every epoxy compound or coating is to cause a reaction to that will result in the hardening of the epoxy resin. This reaction usually creates heat within the epoxy that forces the molecules to cross-link and bond tightly together. Depending on the type and quantity of resin, additives and hardener used, the final epoxy product will have certain physical properties such as compressive strength, flexibility, hardness, shear strength, shock resistance, etc.

The overwhelming majority of epoxy compounds have a fixed ratio of resin to hardener that results in a product with predictable physical properties. However, rather than specify an exact amount of hardener to use with CHOCKFAST Orange, ITW Polymer Technologies asks the end user to determine the correct amount for a particular installation that will cause the compound to achieve maximum physical properties strength. The amount of hardener is determined based on the temperature of the steel of the surrounding chock and the thickness of the chock.

By varying the amount of hardener used, the reaction that takes place between the resin and the hardener can be managed. The goal is to achieve a relatively high exothermic heat within the CHOCKFAST without causing it to either boil or crack. It is this high heat that gives CHOCKFAST Orange its exceptional strength characteristics.

Using CHOCKFAST Orange between steel and concrete or steel and epoxy is different than using it between two pieces of steel. Steel has a much greater ability to absorb heat from the CHOCKFAST during the curing process. For this reason, slightly less hardener is used when pouring CHOCKFAST on top of concrete or another epoxy.

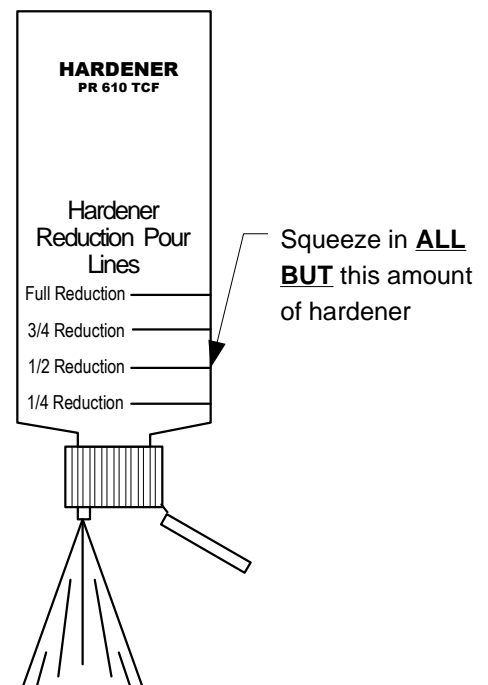
Application Instructions

Note that before mixing the resin and hardener that the resin temperature should be in the range 68°-77°F (20° to 25°C).

The maximum amount of hardener possible should normally be used. The graph on the following page is for guidance and the optimum amount will usually be slightly more than it shows.

After puncturing the metal foil seal, the hardener bottle is inverted and squeezed to discharge the hardener into the resin container. The hardener reduction lines are to be read with the bottle inverted as shown.

Dispose of excess hardener in an approved manner and do not collect the remainder of several bottles in one bottle as it may be mistaken for a complete hardener unit. It is usually best to mix left over hardener in the empty cans of CHOCKFAST. The hardener will combine with the left over resin and become inert.

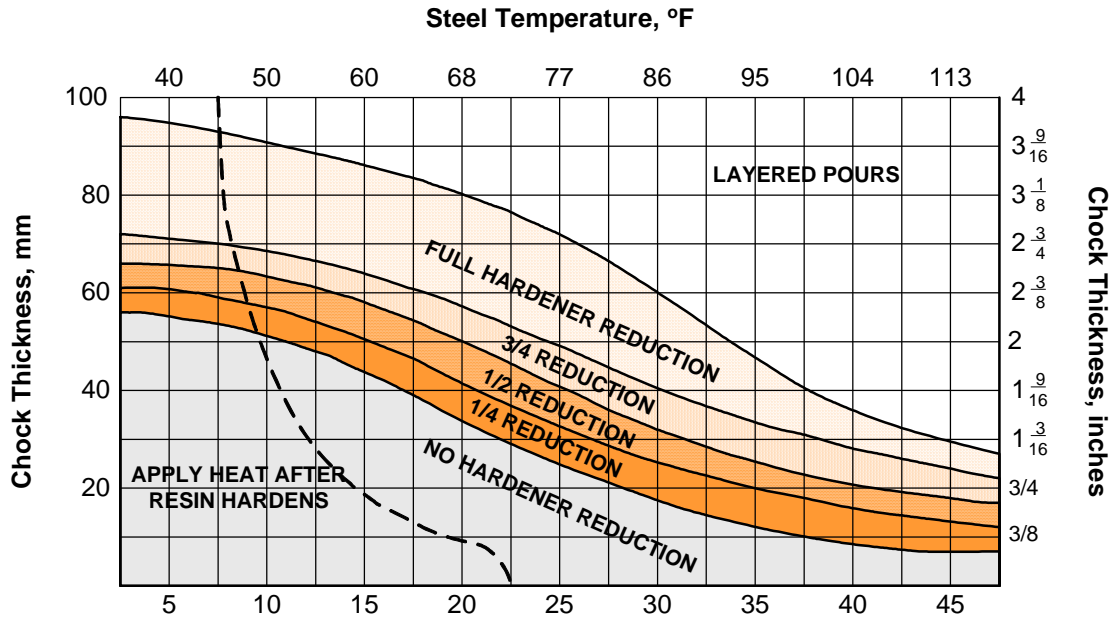
**Date**

04/2004

ITW POLYMER TECHNOLOGIES

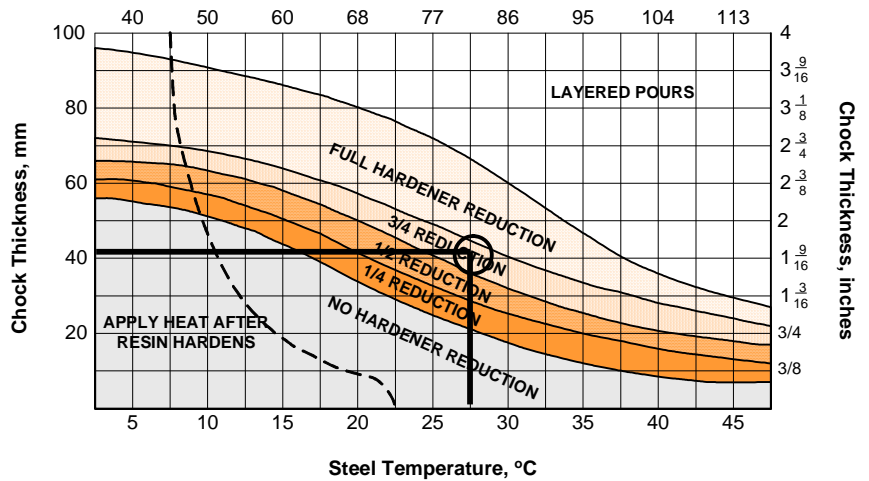
130 Commerce Drive • Montgomeryville, PA 18936 • 215-855-8450 • Fax 215-855-4688

www.chockfastgrout.comITW Polymer Technologies
Registered to ISO 9001:2009
File No. A3790ITW Performance Polymer Europe
ISO 9001:2009
Q 05-120



Steel Temperature, °C

Steel Temperature, °F



Example:
40 mm (1-9/16") chocks
with a steel temperature
of 27° C (80° F) requires
a 3/4 Hardener Reduction

General: Every reasonable effort is made to insure the technical information and recommendations on these data pages are true and accurate to the best of our knowledge at the date of issuance. However, this information is subject to change without notice. Prior versions of this publication are invalid with the release of this version. Products and information are intended for use by qualified applicators that have the required background, technical knowledge, and equipment to perform said tasks in a satisfactory manner. Consult your local distributor for product availability, additional product information, and technical support.

Warranty: ITW Polymer Technologies, a division of Illinois Tool Works Inc., warrants that its products meet their printed specifications. This is the sole warranty. This warranty expires one year after product shipment.

Warranty Claims: If any product fails to meet the above, ITW Polymer Technologies will, at its option, either replace the product or refund the purchase price. ITW Polymer Technologies will have no other liability for breach of warranty, negligence, or otherwise. All warranty claims must be made in writing within one year of the date of shipment. No other claims will be considered.

Disclaimer: ITW Polymer Technologies makes no other warranty, expressed or implied, and specifically disclaims any warranty of merchantability or fitness for a particular purpose.

Suggestions concerning the use of products are not warranties. The purchaser assumes the responsibility for determining suitability of products and appropriate use. ITW Polymer Technologies' sole liability, for breach of warranty, negligence or otherwise, shall be the replacement of product or refund of the purchase price, at ITW Polymer Technologies' election. Under no circumstances shall ITW Polymer Technologies be liable for any indirect, incidental or consequential damages.

Modification of Warranty: No distributor or sales representative has the authority to change the above provisions. No change in the above provisions will be valid unless in writing and signed by an officer or the Technical Director of ITW Polymer Technologies. No term of any purchase order shall serve to modify any provision of this document.

Mediation and Arbitration: If any dispute arises relating to products or product warranties, either the purchaser or ITW Polymer Technologies may a) initiate mediation under the then current Center for Public Resources (CPR) Model Procedure for Mediation of Business Disputes, or b) initiate a non-binding arbitration under the rules of the American Arbitration Association for the resolution of commercial disputes.